

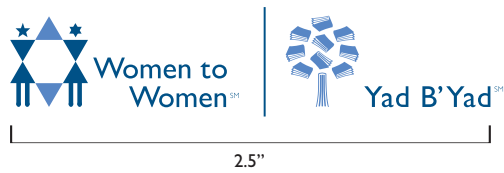
The following is an example of how to lockup two different NCJW program logos. Please adhere to all color rules for each program logo, which are referenced in NCJW's Graphic Guidelines.

Always use the authorized digital or reproduction artwork provided by the NCJW marketing and communications department. Do not attempt to redraw or retype the logo or name. And be sure to maintain the minimum clear space around the lockup.

Minimum Lockup Size for Printed Applications

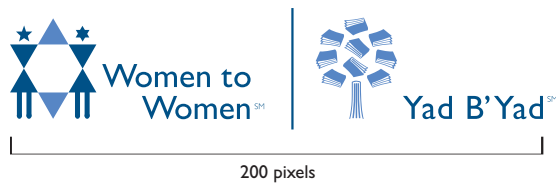
For clarity and legibility, the logo lockup must be of a certain size.

The minimum printed logo lockup size is 2.5" (measuring from the left edge of the Star of David in the Women to Women logo to the last d in Yad B'Yad).




Minimum Lockup Size for Onscreen Applications

The minimum onscreen logo lockup size is 200 pixels. (measuring from the left edge of the Star of David in the Women to Women logo and the last d in Yad B'Yad).



Lockup Alignment

Never alter the relationship of the lockup. The elements should be aligned exactly as shown.



Clear Space for Basic Lockup

This configuration shows the minimum clear space (1/2x) required, as determined by the height of the logo (x).

